













LIGHT INDUSTRIAL, COMPACT SERIAL CONVERTERS

| ИНСТРУКЦИЯ ПО ПОДБОРУ ОБОРУДОВАНИЯ |

LIGHT INDUSTRIAL RS-232 - RS-422 КОНВЕРТЕРЫ				LIGHT INDUSTRIAL RS-232 - RS-485 КОНВЕРТЕРЫ								
												
Номер модели	422PP9TB	422PP9R	422LP25R	485SD9TB	485SD9R	485SD9RJ	4WSD9R	4WSD9TB	485BAT3	485DRJ	485LP9TB	485LPCOR
Основные особенности							Multi-interface. 422/485 DIP Switch	Multi-interface. 422/485 DIP Switch	3 Powering Options. Multi-interface. 422/485 DIP Switch	Multi-interface		
Разъем RS-232	DB9 Female	DB9 Female	DB25 Female	DB9 Female	DB9 Female	DB9 Female	DB9 Female	DB9 Female	DB9 Female	DB9 Female	DB9 Female	DB25 Female
Разъем RS-422	Клеммный блок	DB9 Female	DB25 Male	-	-	-	-	-	-	-	-	-
Разъем RS-485	-	-	-	Клеммный блок	DB9 Female	RJ-11	DB9 Female	Клеммный блок	Клеммный блок	(2) RJ-11	Terminal Block	DB25 Male
Протоколы	RS-422	RS-422	RS-422	2-пров. RS-485	2-пров. RS-485	2-пров. RS-485	2-пров. RS-422 или 2,4-пров. RS-485	2-пров. RS-422 или 2,4-пров. RS-485	2-пров. RS-422 или 2,4-пров. RS-485	2,4-пров. RS-485	2-пров. RS-485	2-пров. RS-485
Питание через порт	✓	✓	✓	✓	✓	✓	✓	✓	✓	✓	✓	✓
Внешнее питание	✓	-	✓	✓	-	-	✓	✓	✓	-	✓	✓
Батарейки (AAA)	-	-	-	-	-	-	-	-	✓	-	-	-
Габариты	8.9x3.3x1.7 cm	6.1x3.3x1.7 cm	8.8x5.6x1.8 cm	8.7x3.2x1.6 cm	6.0x3.2x1.6 cm	7.3x3.2x1.6 cm	7.8x4.3x2.0 cm	9.0x4.3x2.3 cm	9.0x6.5x2.8 cm	7.6x5.6x2.2cm	7.3x3.2x1.6 cm	5.6x5.5x1.6 cm
Сертификат CE	✓	✓	✓	✓	✓	✓	✓	✓	✓	✓	✓	✓